PROFILE

Scale: Horz. 1" = 40'
Vert. 1" = 4'

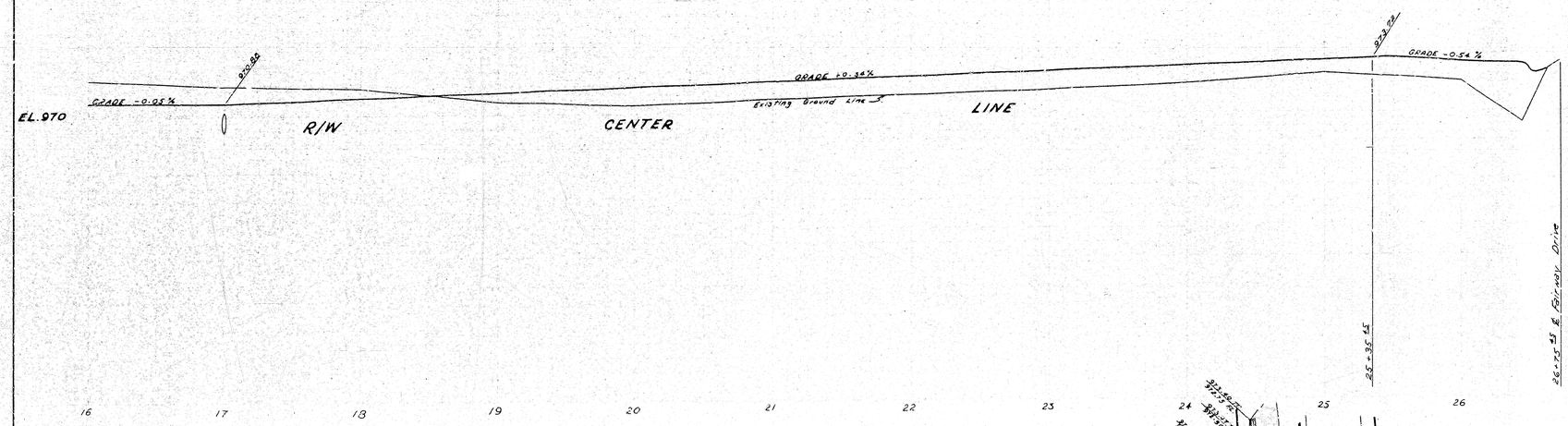

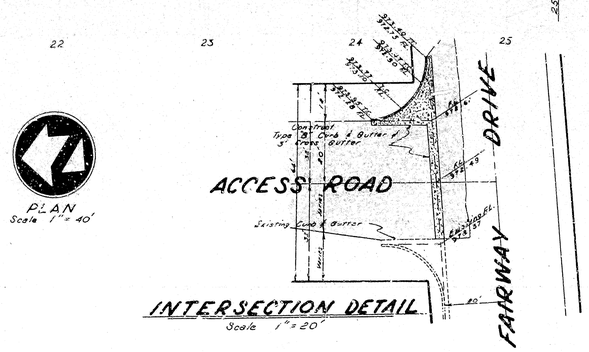

PLAN
Scale 1" = 40'

INTERSECTION DETAIL

Scale 1" = 20'

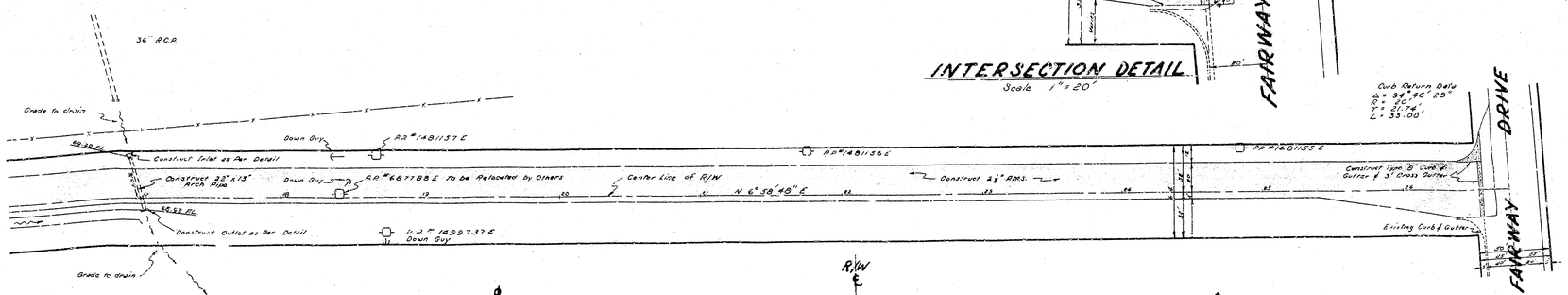

Curb Return Data
Δ = 94°46' 28"
R = 40'
T = 41.74'
L = 53.00'

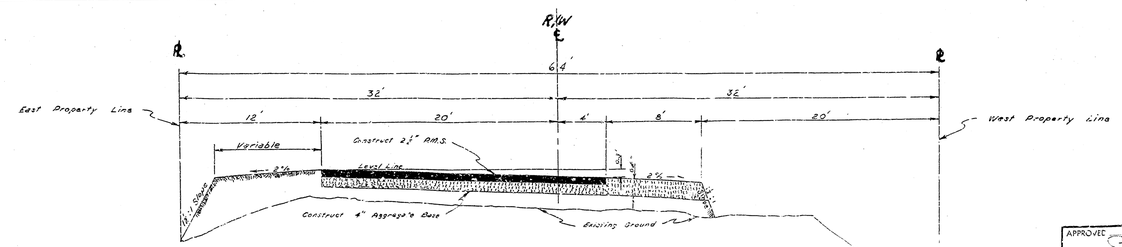

TYPICAL X-SECTION

Sta. 17+00 to Sta 25+40
No Scale

GENERAL NOTES

1. All work embodied on these plans shall be done in conformity with applicable provisions of Standard Specifications No. 2271 & Standard Drawings No. 8321 on file in the office of the City Engineer.
2. Payment for all removals, earthwork, & watering shall be included in prices paid for other contract items of work & no additional compensation will be allowed therefor.

APPROVED August 20 1962
Acting City Engineer
Registered Civil Engineer No. 36653

DRAWING NO. 3062	DRAWN BY Ray
SHEET 2 OF 2 SHEETS	CHECKED BY Dean
	RECOMMENDED

DEPARTMENT OF ENGINEERING
CITY OF SAN BERNARDINO

ACCESS ROAD NORTH OF FAIRWAY DRIVE

PROFILE

Scale: Horz. 1" = 40'
Vert. 1" = 4'

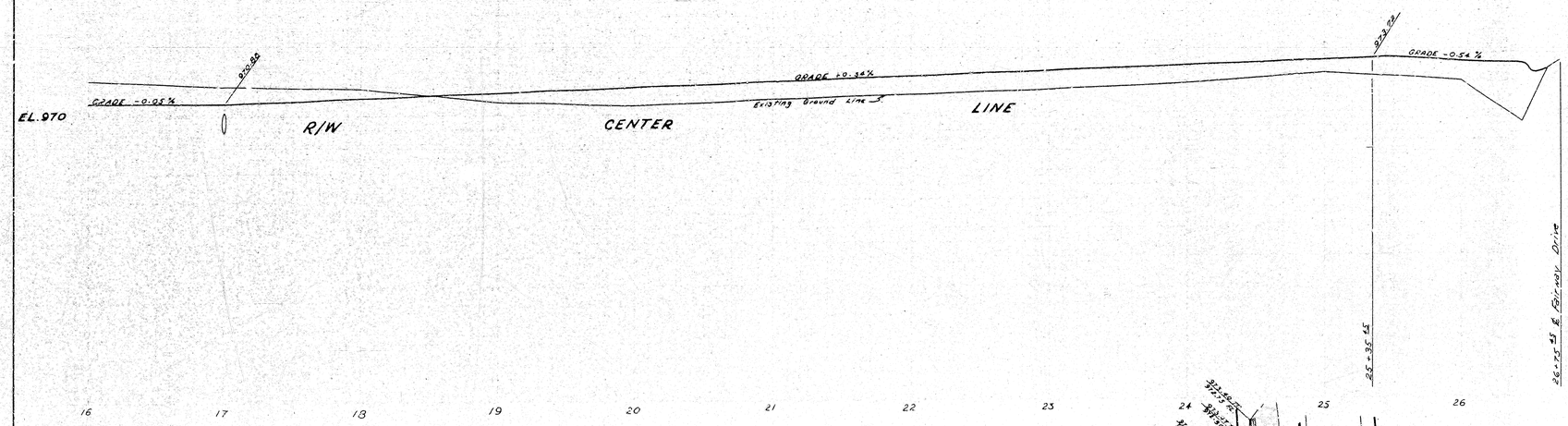

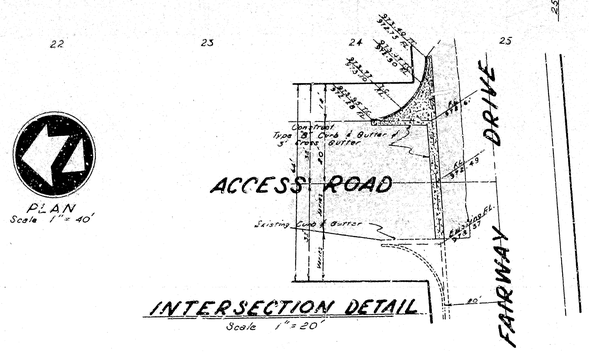

PLAN
Scale 1" = 40'

INTERSECTION DETAIL

Scale 1" = 20'

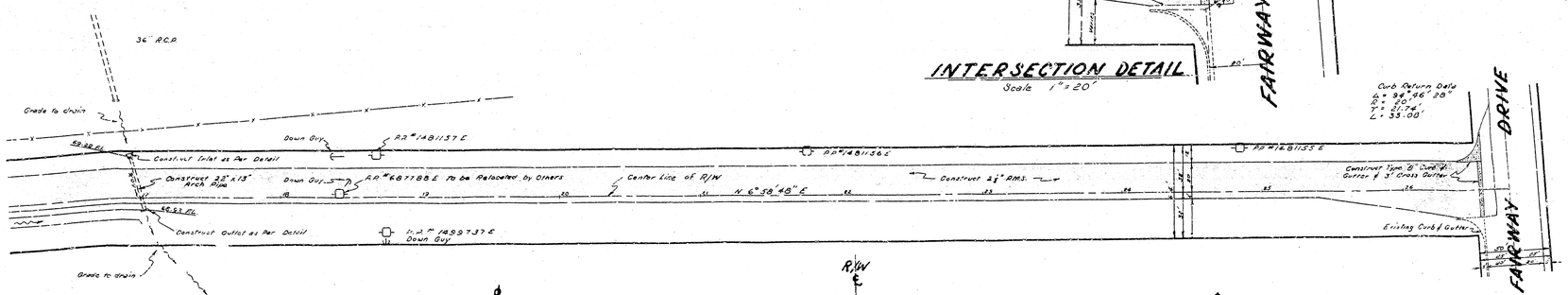

Curb Return Data
Δ = 94°46' 28"
R = 40'
T = 41.74'
L = 53.00'

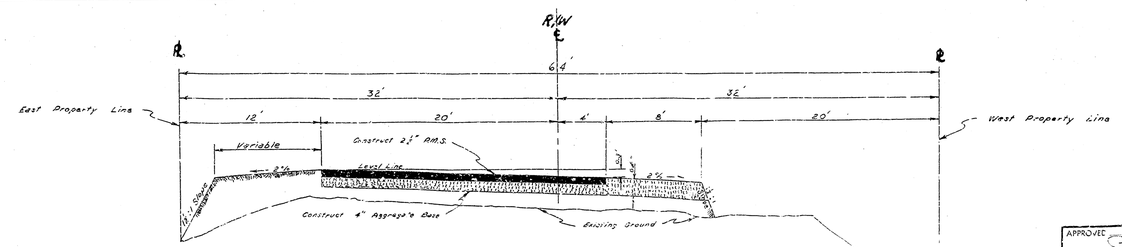

TYPICAL X-SECTION

Sta. 17+00 to Sta 25+40
No Scale

GENERAL NOTES

1. All work embodied on these plans shall be done in conformity with applicable provisions of Standard Specifications No. 2271 & Standard Drawings No. 8321 on file in the office of the City Engineer.
2. Payment for all removals, earthwork, & watering shall be included in prices paid for other contract items of work & no additional compensation will be allowed therefor.

APPROVED August 20 1962
Acting City Engineer
Registered Civil Engineer No. 36653

DRAWING NO. 3062	DRAWN BY Ray
SHEET 2 OF 2 SHEETS	CHECKED BY Dean
	RECOMMENDED

DEPARTMENT OF ENGINEERING
CITY OF SAN BERNARDINO

ACCESS ROAD NORTH OF FAIRWAY DRIVE